

Universidade Nova de Lisboa



RESEARCH 2005-2009

Facts & Figures

Universidade Nova de Lisboa is composed of nine academic units

FCT – Faculty of Sciences and Technology

FCSH – Faculty of Social Sciences and Humanities

FCM – Faculty of Medical Sciences

FE – School of Economics and Management

FD – Faculty of Law

ISEGI – Institute of Statistics and Information Management

ITQB – Institute of Chemical and Biological Technology

IHMT – Institute of Hygiene and Tropical Medicine

ENSP – National School of Public Health

How research is organized

Research activities take place at **Research Centres/Departments** within the academic units. Research goals and policies are defined taking into account the guidelines of the Portuguese Research Council (FCT, *Fundação para a Ciência e a Tecnologia*), such as the evaluation of research centres and the calls for projects.

UNL hosts 41 Research Centres spanning different areas:

- Humanities & Arts
- Social Sciences
- Natural Sciences
- Exact Sciences
- Engineering Sciences & Technologies

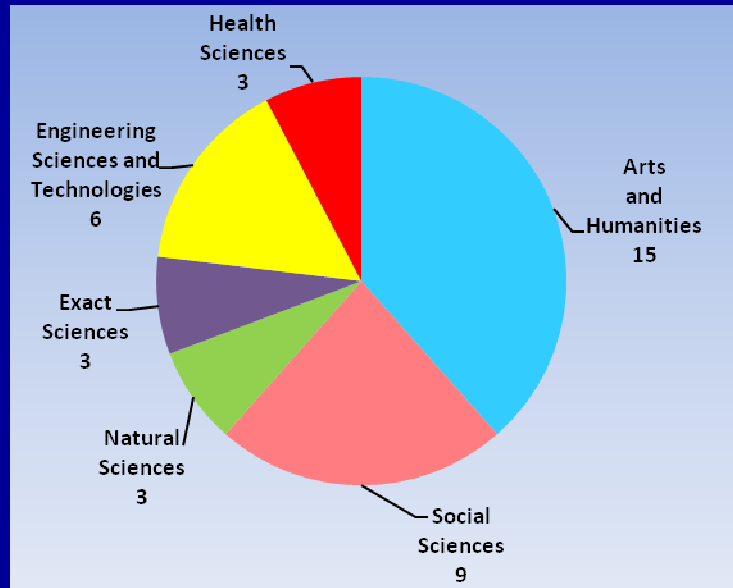
Four of these research centres are Associate Laboratories

Research Centres

Research centres (classification in 2007)

SCIENTIFIC AREA	HOST	CLASSIFICATION	PhDs
ARTS AND HUMANITIES			
Centre for English, Translation and Anglo-Portuguese Studies / CETAPS	FCSH	Good	33
Instituto de Estudos da Literatura Tradicional / IELT	FCSH	Excellent	33
Centro de Estudos de Sociologia e Estética Musical / CESEM	FCSH	Very Good	34
Instituto de Etnomusicologia / INET	FCSH	Very Good	27
Vidro e Cerâmica para as Artes / VICARTE	FCT	Very Good	8
Centro de História da Cultura / CHC	FCSH	Very Good	50
Centro de Estudos Históricos / CEH	FCSH	Good	5
Centro de História de Além-Mar / CHAM	FCSH	Very Good	42
Centro Interuniv de História das Ciências e da Tecnologia / CIUHCT	FCT	Very Good	24
Instituto de Estudos Medievais / IEM	FCSH	Very Good	16
Instituto de História Contemporânea / IHC	FCSH	Very Good	26
Instituto de Filosofia da Linguagem / IFL	FCSH	Excellent	24
Instituto de História de Arte / IHA	FCSH	Very Good	26
Instituto de Estudos Portugueses / IdEP	FCSH	Fair	37
Centro de Estudos sobre o Imaginário Literário / CEIL	FCSH	Fair	21
ENGINEERING SCIENCES AND TECHNOLOGIES			
Centro de Investigação em Estruturas e Construção da UNL / UNIC	FCT	Good	18
Unidade de Inv e Desenvolv Engenharia Mecânica e Industrial / UNIDEMI	FCT	Very Good	26
Unidade de Biotecnologia Ambiental / UBIA	FCT	Good	17
Centro de Informática e Tecnologias da Informação / CITI	FCT	Good	38
Centro de Inteligência Artificial / CENTRIA	FCT	Good	24
Centro de Tecnologia e Sistemas / CTS	FCT	Very Good	30
EXACT SCIENCES			
Centro de Matemática e Aplicações / CMA	FCT	Very Good	46
Centro de Estatística e Gestão de Informação / CEGI	ISEGI	Fair	14
Centro de Física e Investigação Tecnológica / CEFITEC	FCT	Very Good	35
NATURAL SCIENCES			
Centro de Recursos Microbiológicos / CREM	FCT	Very Good	19
Centro de Investigação em Ciência e Engenharia Geológica / CICEGe	FCT	Good	18
Centre for Environmental and Sustainability Research / CENSE	FCT	Excellent	20
HEALTH SCIENCES			
Centro de Estudos de Doenças Crónicas / CEDOC	FCM	Good	33
Centro de Investigação em Genética Molecular Humana / CIGMH	FCM	Good	28
Unidade de Parasitologia e Microbiologia Médicas / UPMM	IHMT	Very Good	29
SOCIAL SCIENCES			
Centro de Investigação em Inovação Empresarial e do Trabalho / IET	FCT	Fair	18
Unidade de Investigação da Faculdade de Economia / INOVA	FE	Excellent	50
Centro em Rede de Investigação em Antropologia / CRIA	FCSH	Very Good	70
Centro Estudos de Geografia e Planeamento Regional / e-GEO	FCSH	Good	28
Centro de Estudos de Sociologia da Universidade Nova / CESNOVA	FCSH	Very Good	53
Unidade de Investigação Educação e Desenvolvimento / UIED	FCT	Good	38
Centro de Linguística da Universidade Nova de Lisboa / CLUNL	FCSH	Very Good	55
Centro de Inv e Desenvolvimento sobre Direito e Sociedade / CEDIS	FD	Very Good	27
Centro de Estudos de Comunicação e Linguagens / CECL	FCSH	Good	26

Areas and classifications of research centres (2007)



Associate Laboratories not included



Associate Laboratories not included

National results: Excellent+Very Good – 52%

NOVA results: Excellent+Very Good - 59%

People

Staff and post-doctoral students (PhD holders in FTE - Dec/09)

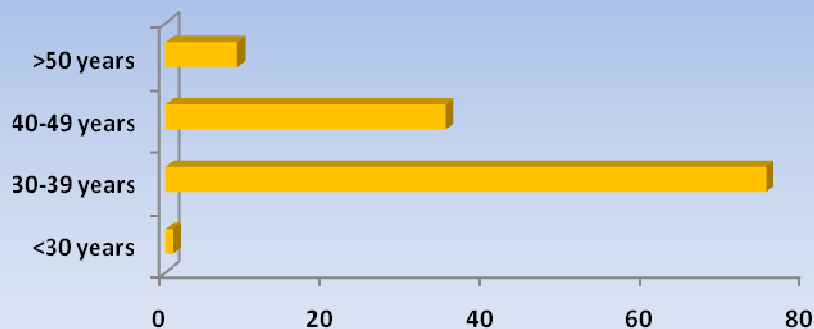
	Professors (career)	Professors (invited)	Researchers*	Post-docs	Total
FCT	393	17,0	67	60	537,0
FCSH	205	12,0	40	57	314,0
FE	40	26,2	1,2	8	75,4
FCM	39	32,2	8	27	106,2
FD	17	4,6	0	2	23,6
ISEGI	9	8,3	0	0	17,3
ITQB	9	18,7	56	65	148,7
IHMT	27	4,4	20	14	65,4
ENSP	12	4,3	2	0	18,3
NOVA	751	127,7	194,2	233	1305,9

* Includes researchers hired by the Associate Laboratories and Programmes Ciência 2007 and 2008: Auxiliary Researchers with 5-year contracts supported by the Portuguese Research Council (Fundação para a Ciência e a Tecnologia, FCT)

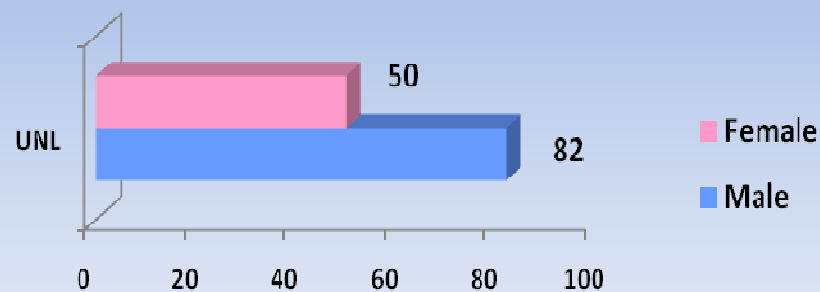
Programmes Ciência 2007 and 2008 at NOVA – an overview

Total number of researchers - 132

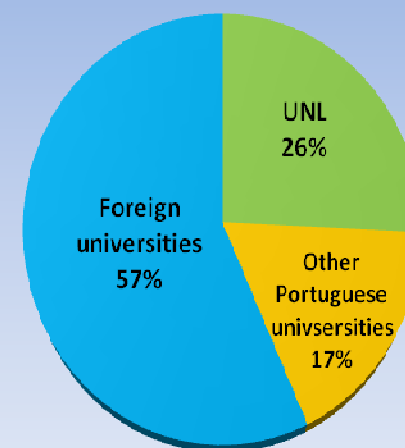
Age



Gender

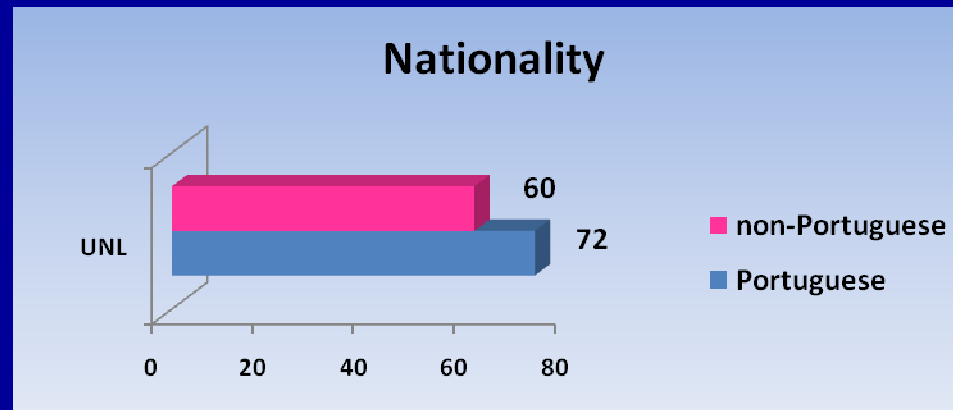


Doctoral degree

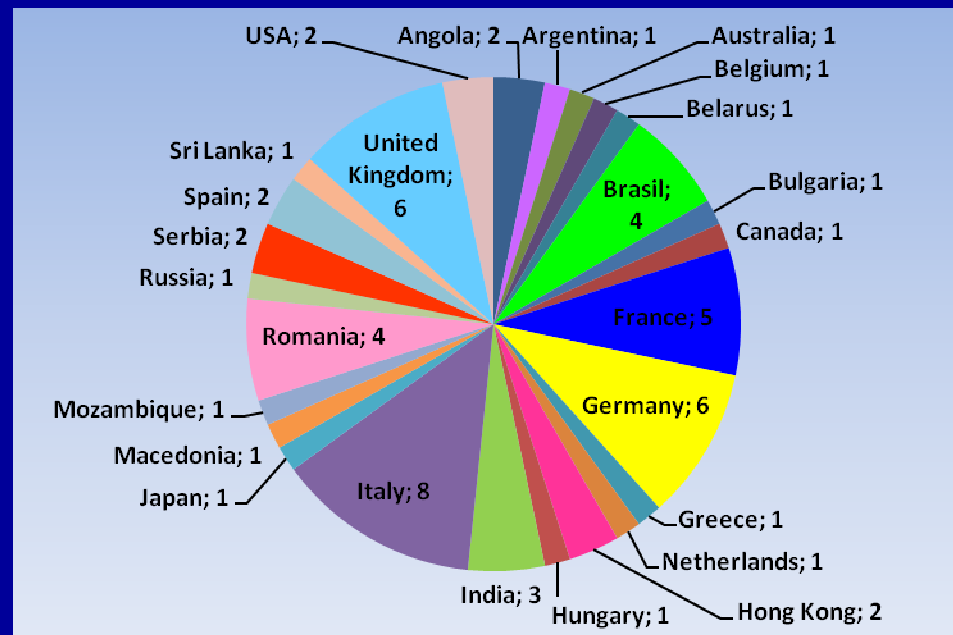


Researchers Programmes *Ciência 2007 and 2008* Nationality

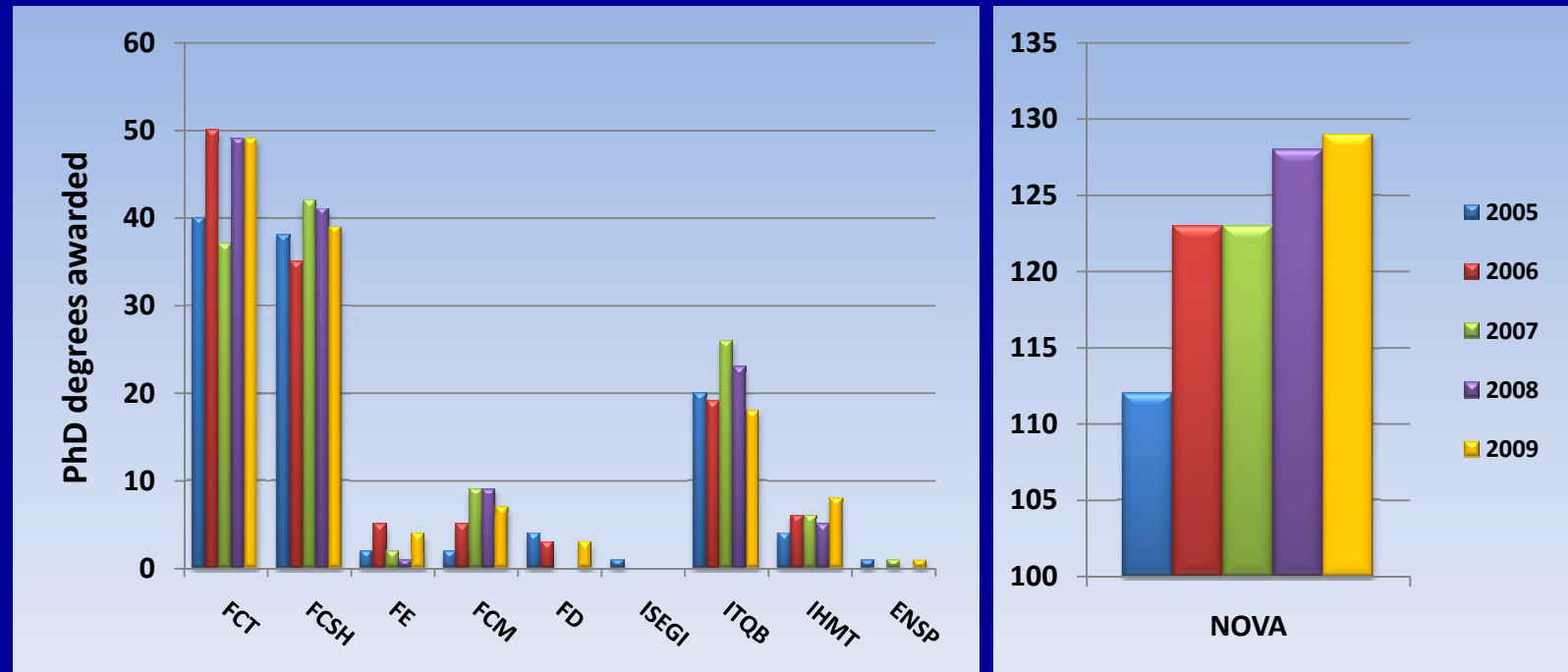
45% non-Portuguese



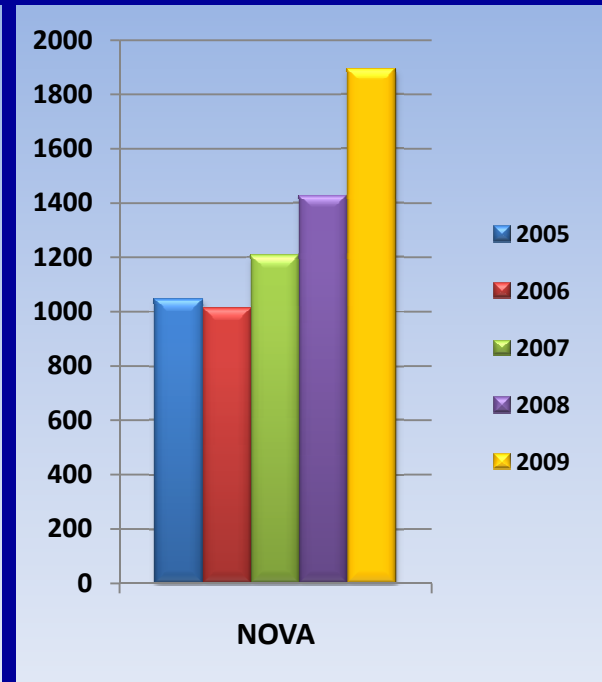
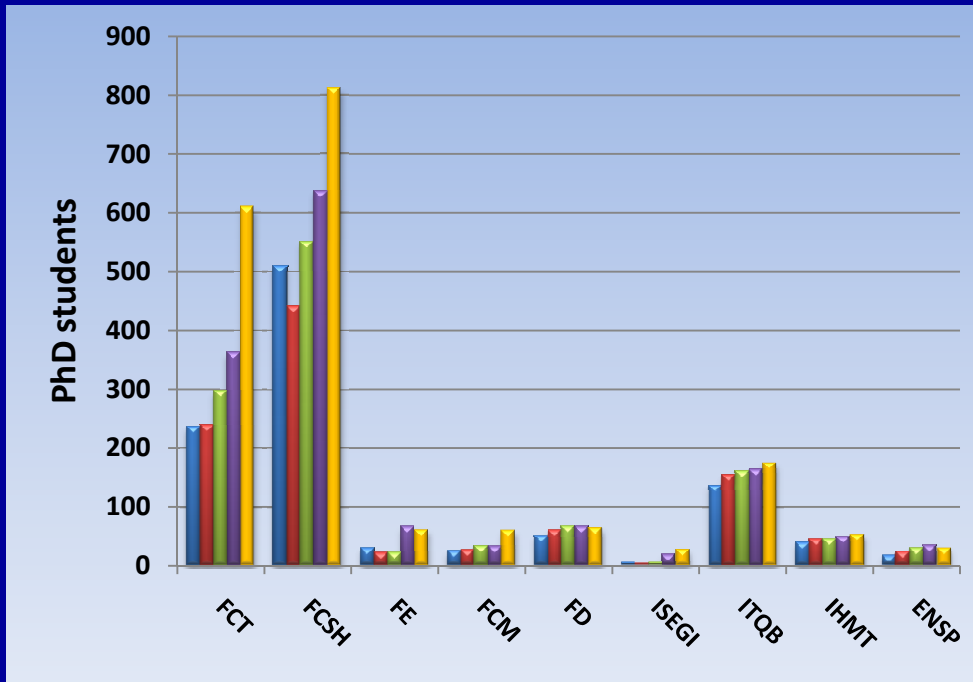
26 countries



PhD degrees 2005-2009

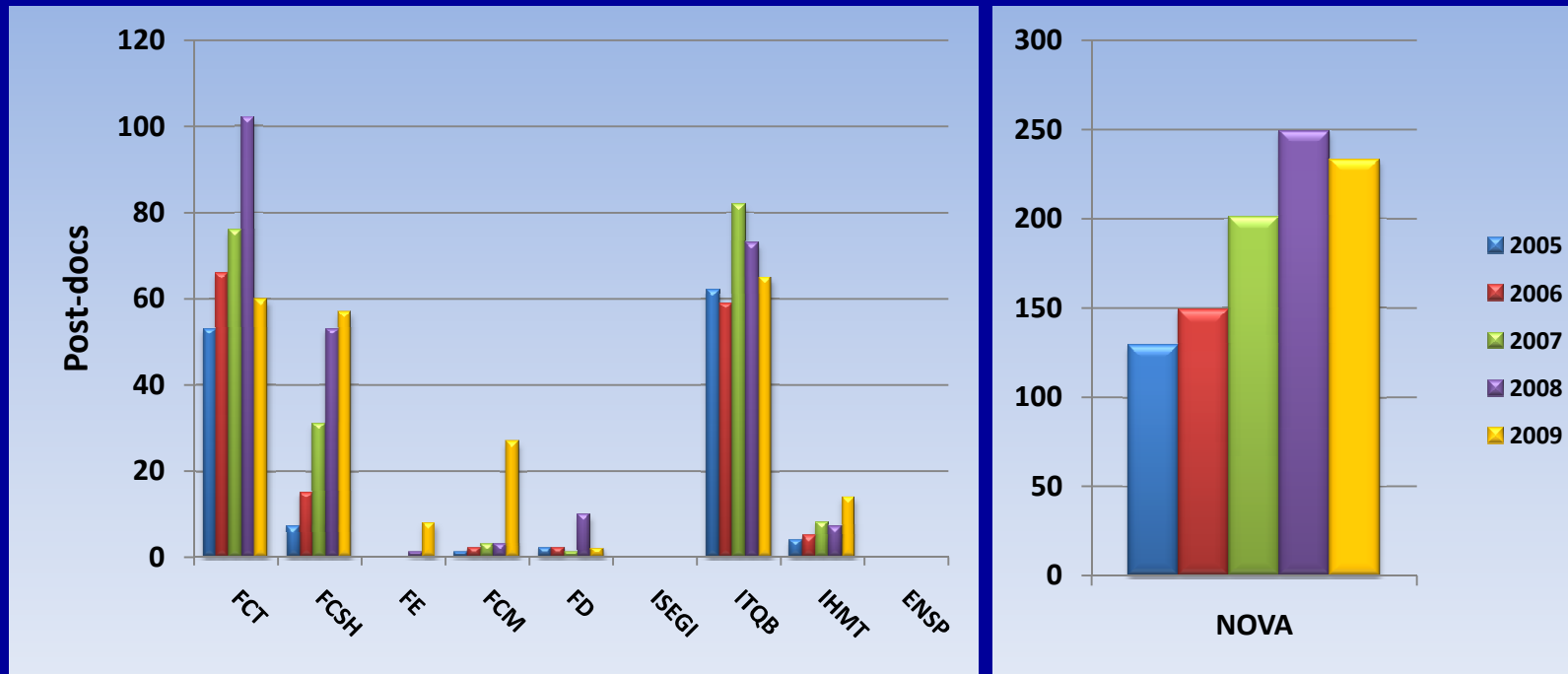


PhD students 2005-2009



Percentage of foreign PhD students in 2009: **11%**
Percentage of FCT grantees in 2009: **30%**

Post-docs 2005-2009

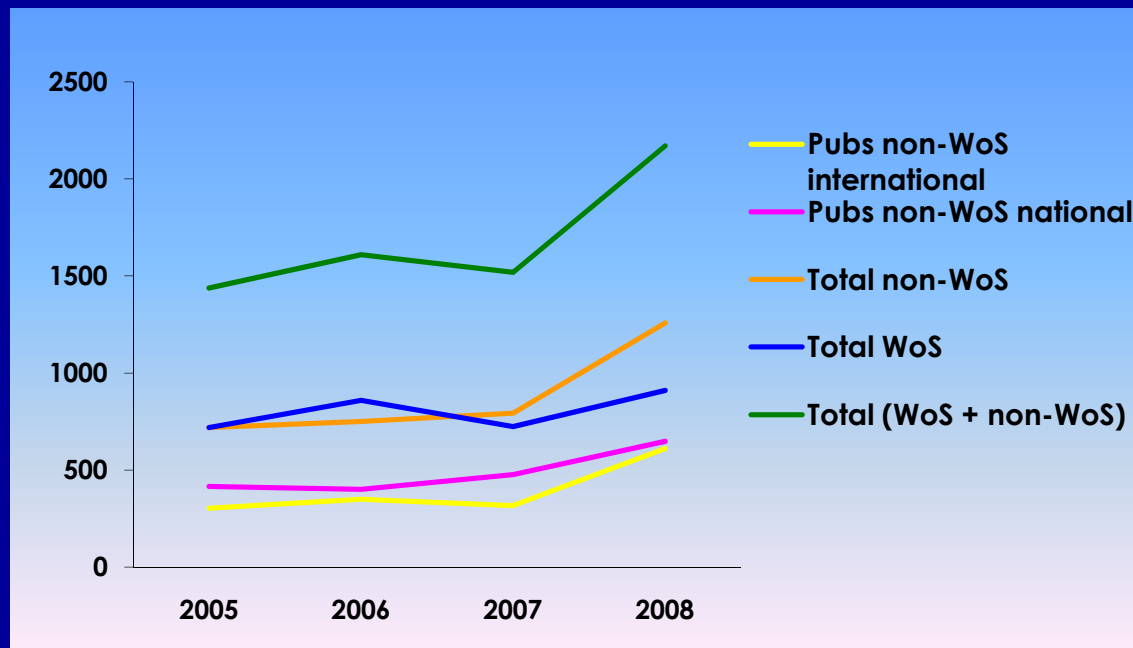


Percentage of foreign post-docs in 2009: **25%**
Percentage of FCT grantees in 2009: **77%**

Publications

Publications 2005-2008*

	2005	2006	2007	2008
Pubs non-WoS international	304	349	317	610
Pubs non-WoS national	415	401	477	648
Total non-WoS	719	750	794	1258
Total WoS	719	859	724	911
Total (WoS + non-WoS)	1438	1609	1518	2169



IMPORTANT NOTE: Conference proceedings not indexed to Web of Science were not included in 2005, 2006 and 2007; this is the reason for the steep rise observed in 2008 for the Pubs non-WoS. * The number of publications in 2009 will be inserted later.

Publications 2008*

Publications	TOTAL	WoS	non-WoS	non-WoS international	non-WoS national
FCT	1203	537	666	386	280
FCSH	307	7	300	107	193
FE	70	37	33	25	8
FCM	152	89	63	24	39
FD	88	0	88	19	69
ISEGI	38	7	31	16	15
ITQB	207	188	19	18	1
IHMT	55	44	11	8	3
ENSP	49	2	47	7	40
UNL	2169	911	1258	610	648

* The number of publications in 2009 will be inserted later

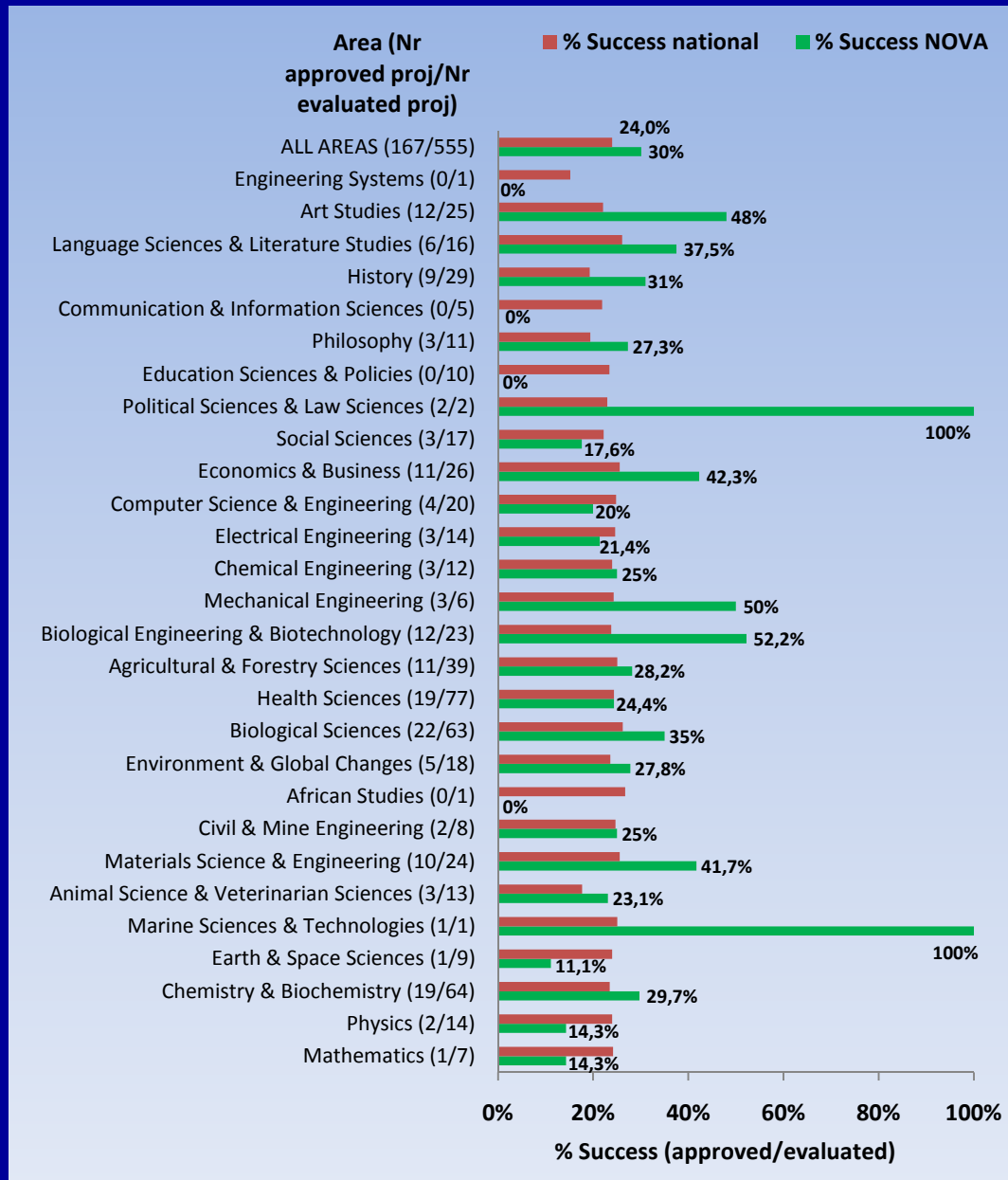
Essential Science Indicators (Jan 2000-June 2010)

SCIENTIFIC FIELD	HIGHLY CITED PAPERS (46)
Plant & Animal Science	13
Chemistry	11
Clinical Medicine	4
Microbiology	5
Engineering	4
Computer Science	1
Biology/Biochemistry	2
Physics	1
Materials Science	1
Environment/Ecology	1
Mathematics	2
General Social Sciences	1

UNL has **46 Highly Cited Papers** in **12** scientific fields (Highly Cited Papers are cited among the **top 1%** for their field and publication year)

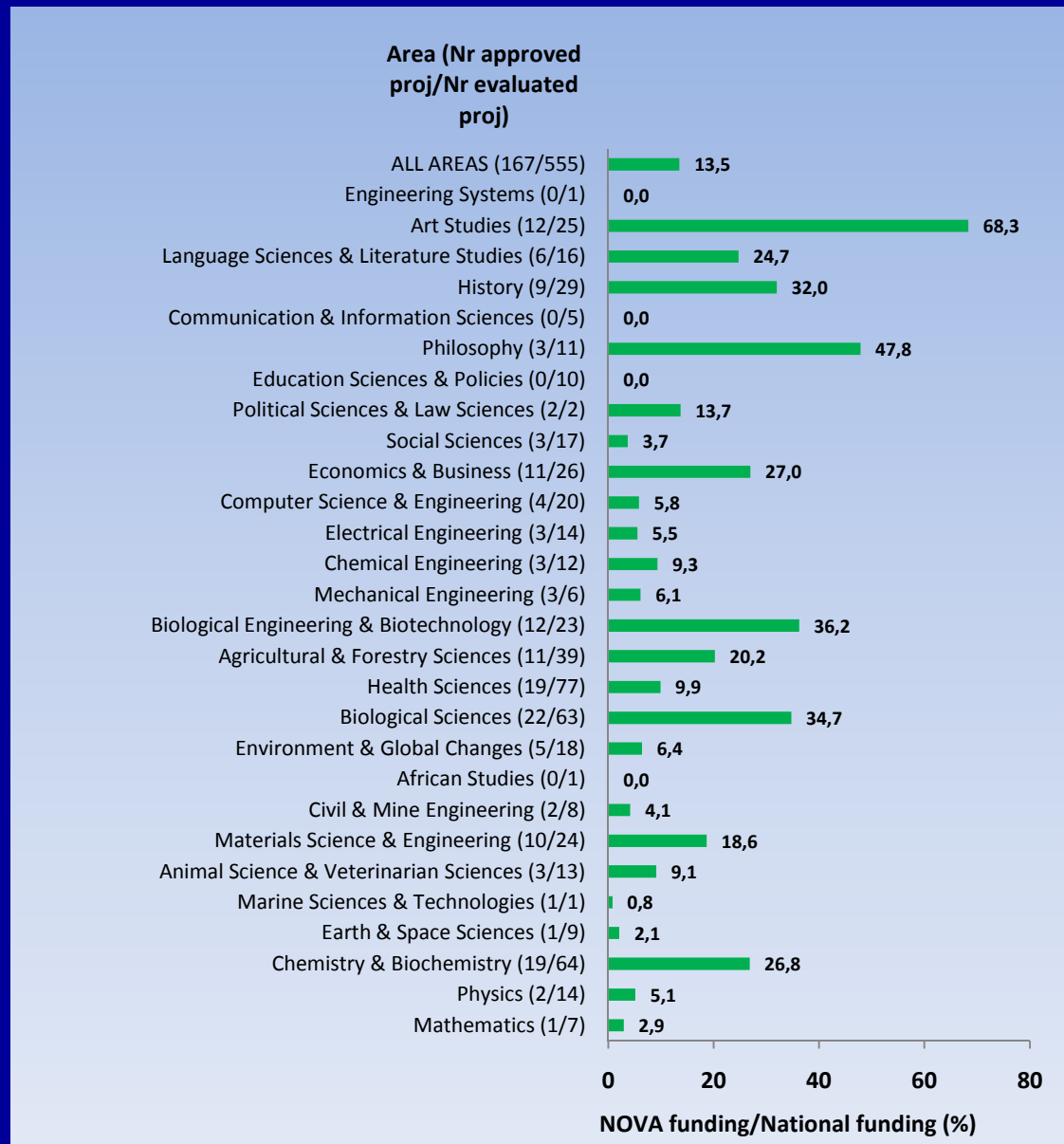
***FCT funded projects
in all scientific
domains 2008***

FCT call 2008 – Success NOVA vs national



NOVA success: 30%
National success: 24%

FCT call 2008 – NOVA funding per scientific area



NOVA funding:

21.798.557,00€

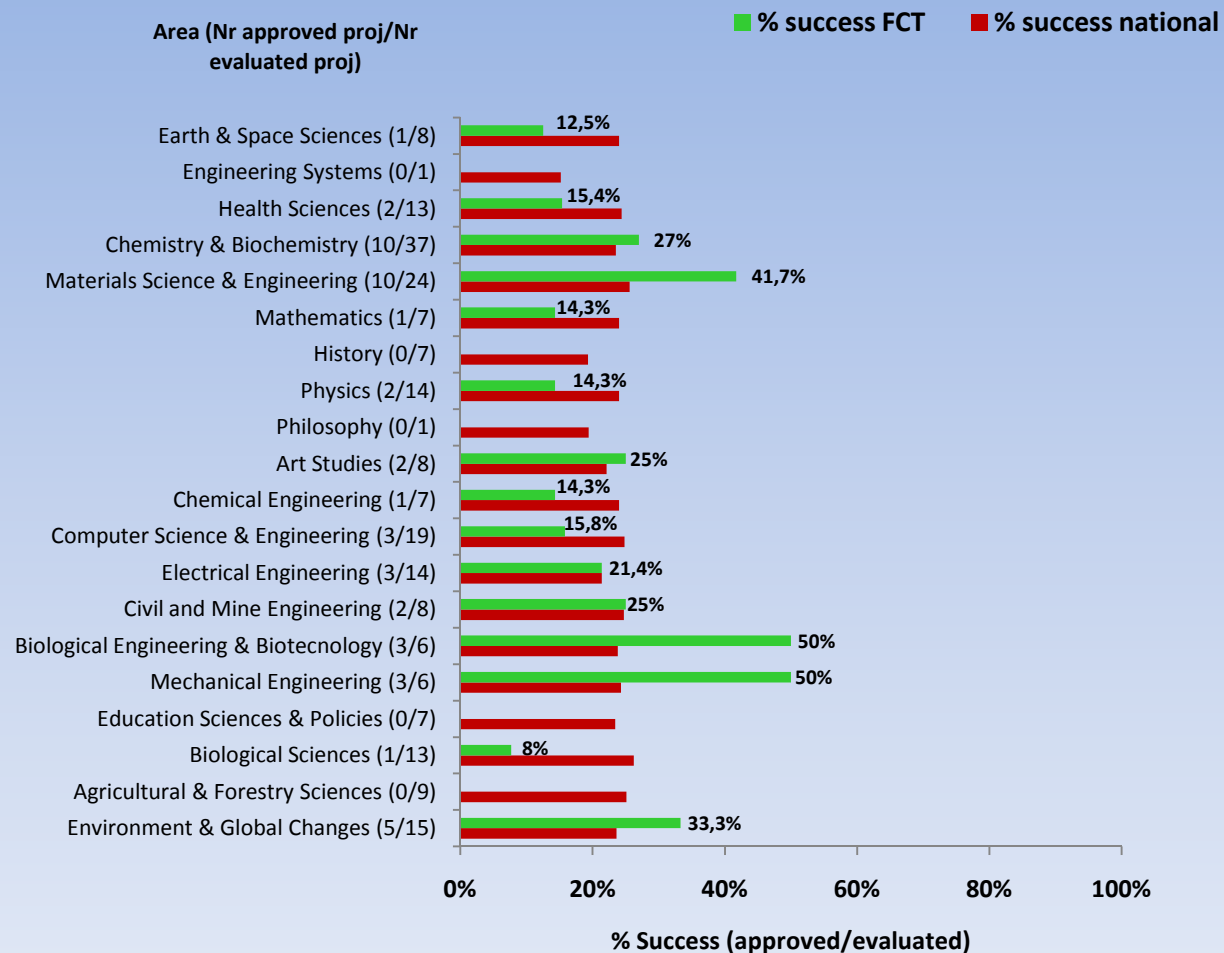
National funding:

161.307.095,00€

NOVA: 13,5%

FCT call 2008 – Academic Units

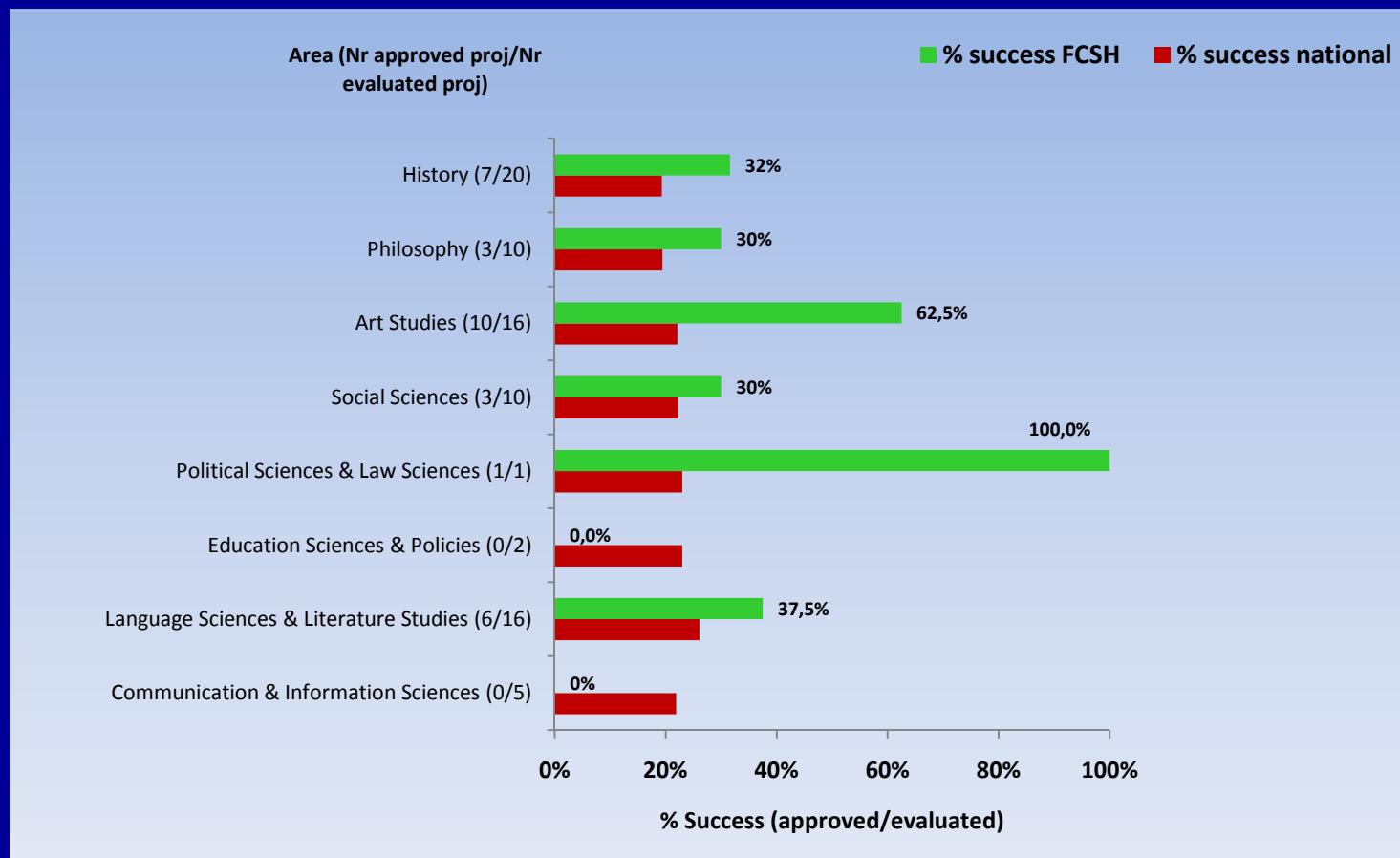
Faculty of Sciences and Technology



FCT+FFCT+UNINOVA
Evaluated: 225
Approved: 49
21,8%
6.891.182,00 €

FCT call 2008 – Academic Units (cont'd)

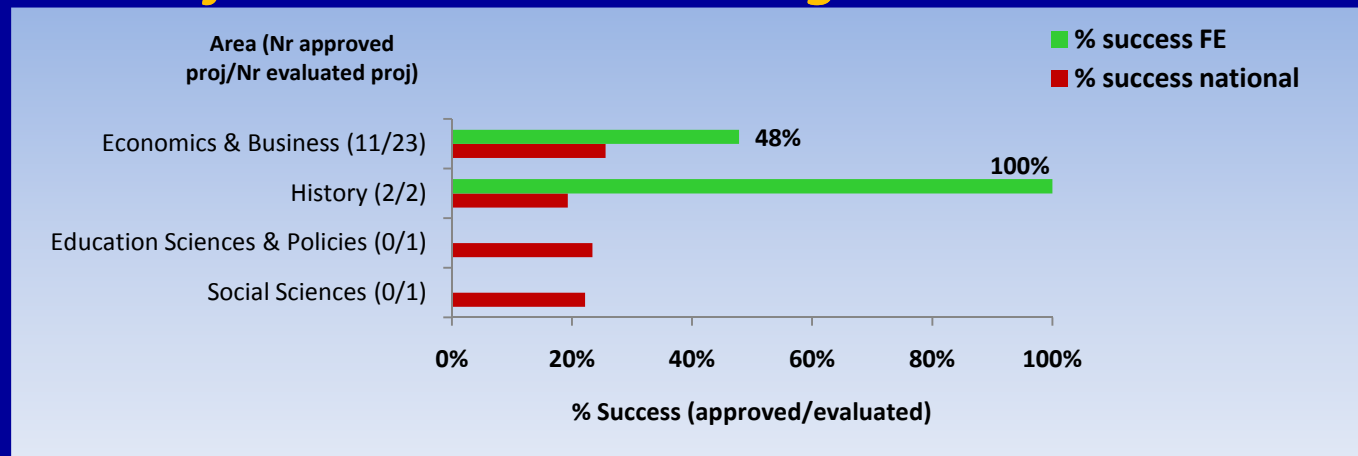
Faculty of Social Sciences and Humanities



Evaluated: 81
Approved: 30
37%
2.559.759,00 €

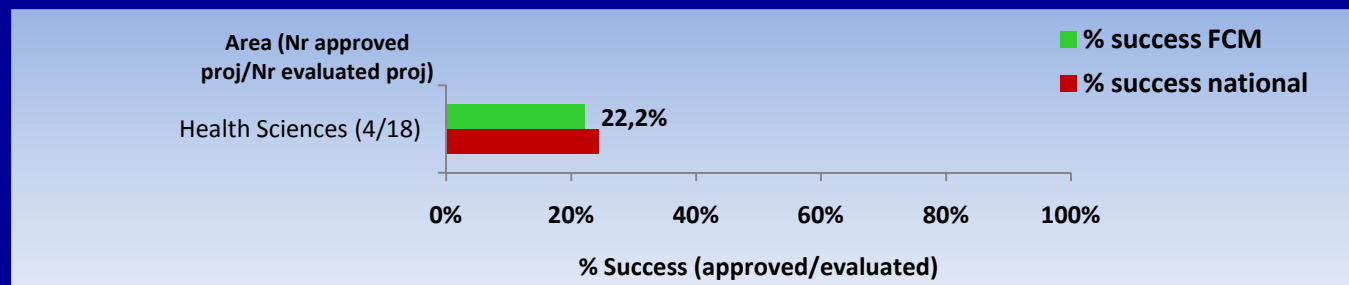
FCT call 2008 – Academic Units (cont´d)

School of Economics and Management



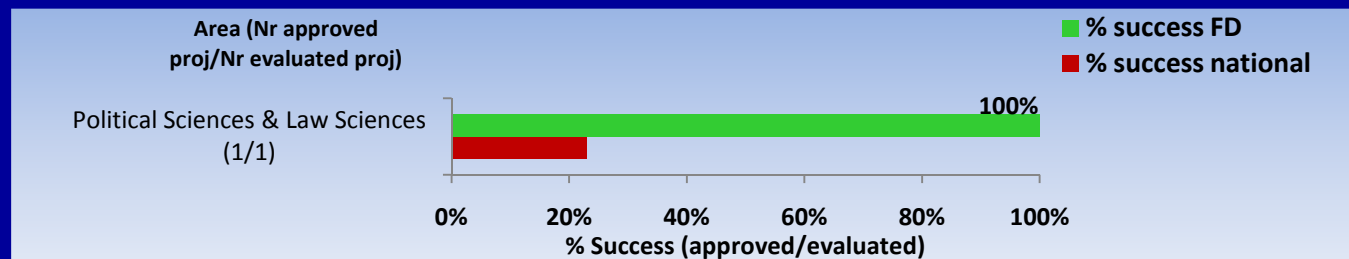
Evaluated: 27
Approved: 13
48,1%
905.613,00 €

Faculty of Medical Sciences



Evaluated: 18
Approved: 4
22,2%
731.996,00 €

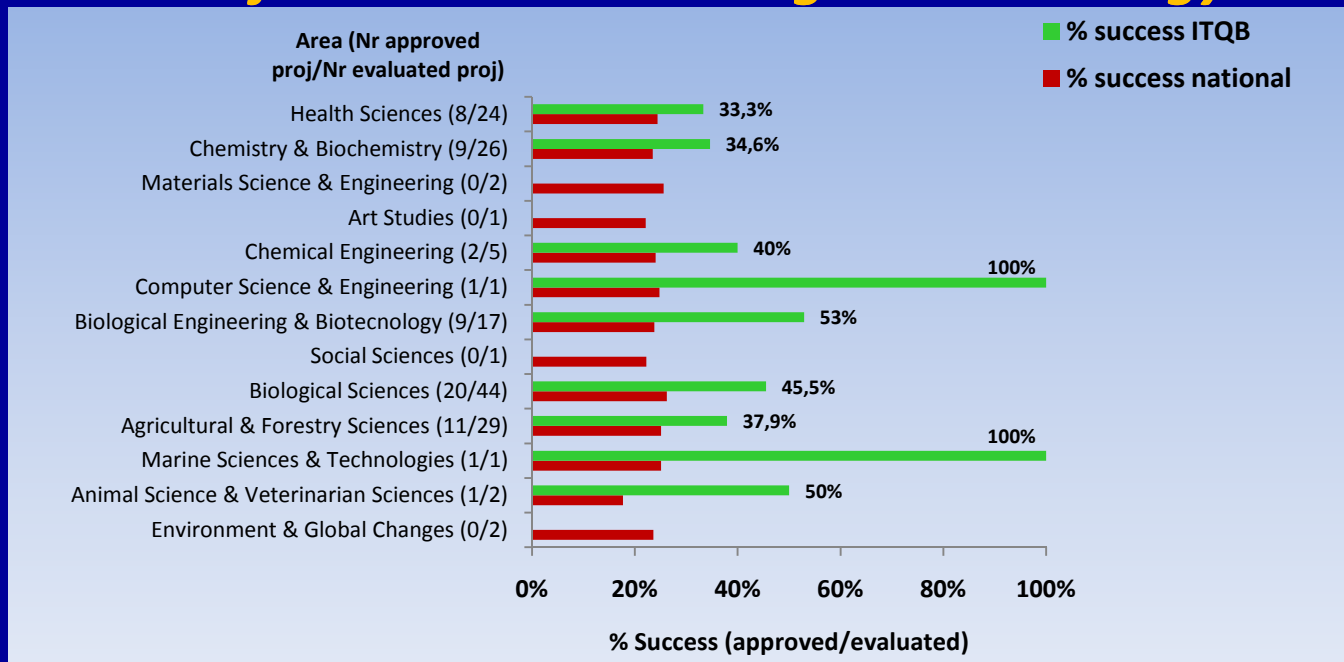
Faculty of Law



Evaluated: 1
Approved: 1
100%
50.000,00 €

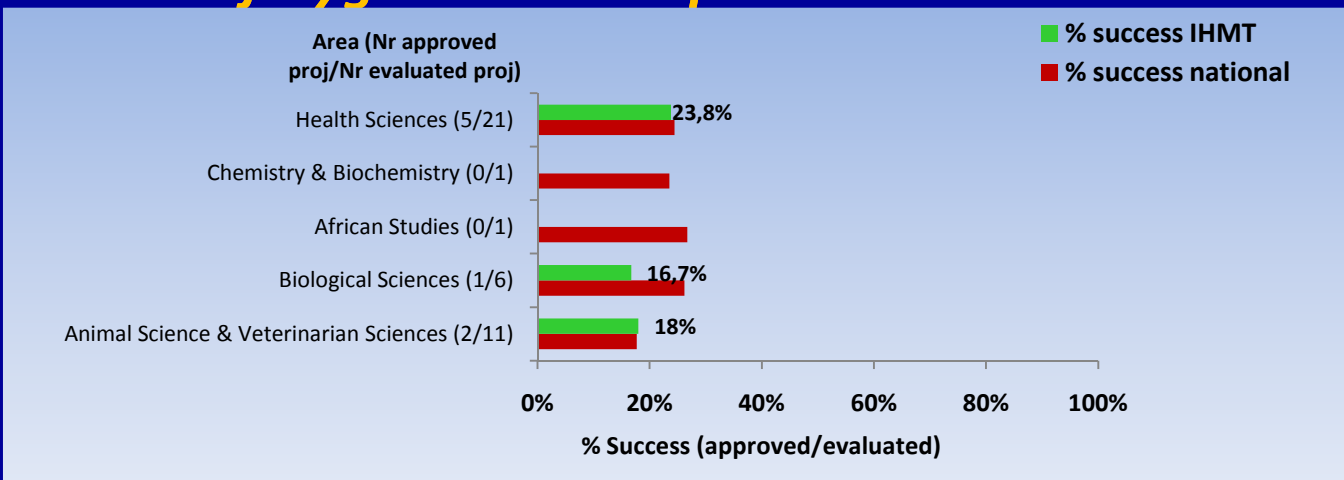
FCT call 2008 – Academic Units (cont´d)

Institute of Chemical and Biological Technology



ITQB+IBET
Evaluated: 155
Approved: 62
40%
9.512.242,00 €

Institute of Hygiene and Tropical Medicine



Evaluated: 40
Approved: 8
20%
1.147.765,00 €

Expenditure on research

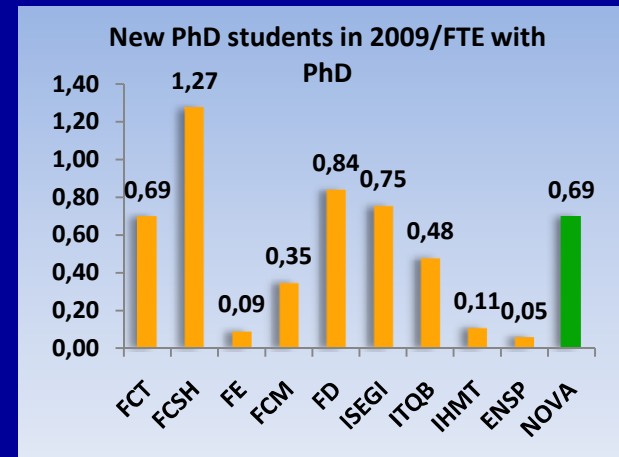
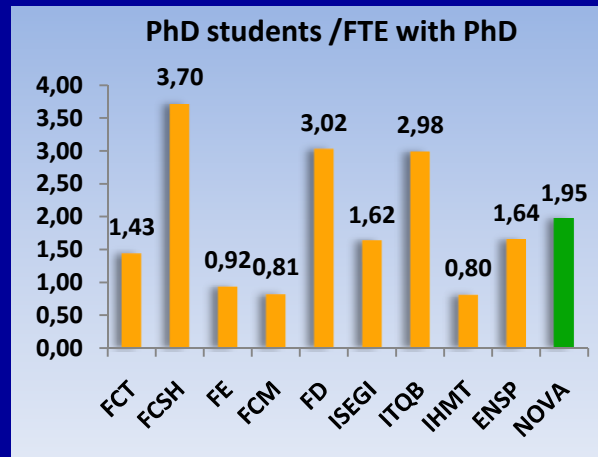
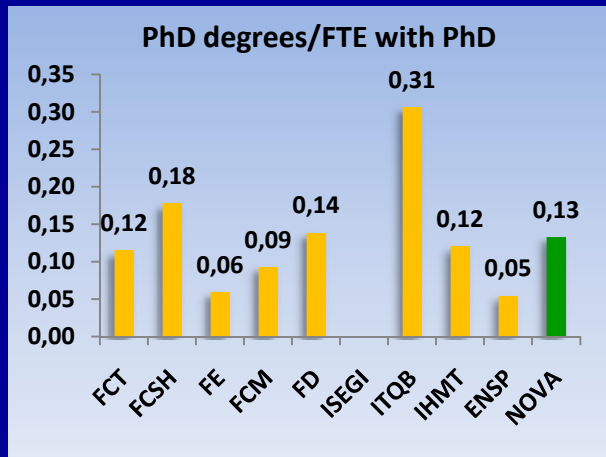
Expenditure on research (2007-2009)

	2007	2008	2009
FCT/UNINOVA	8.845.519,00 €	8.965.662,87 €	9.757.216,20 €
FCSH	5.073.039,00 €	2.837.168,35 €*	3.736.625,11 €
FE	348.009,00 €	431.169,90 €	745.054,20 €
FCM	399.707,00 €	730.759,06 €	662.505,07 €
FD	45.334,00 €	44.413,05 €	52.550,65 €
ISEGI	818.333,00 €	978.704,92 €	1.126.766,44 €
ITQB/IBET	7.996.772,00 €	6.630.801,34 €	9.238.815,25 €
IHMT	1.428.851,00 €	1.462.594,50 €	1.602.830,16 €
ENSP	841.447,00 €	640.854,26 €	702.049,52 €
NOVA	25.797.014,00 €	22.722.128,25 €	27.624.412,60 €

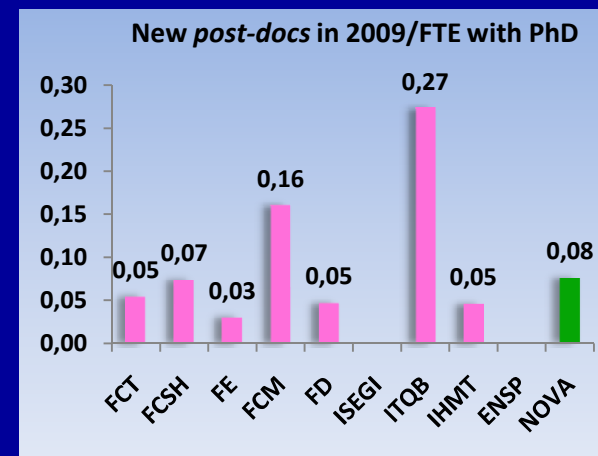
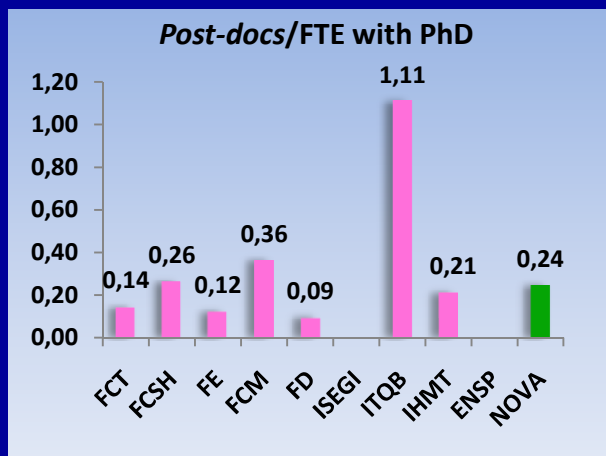
Includes the pluriannual funding of research units (Fundação para a Ciência e a Tecnologia) and national and international projects/services funded either by private or public entities

Normalized indicators

PhD degrees and PhD students (2009)



Post-docs (2009)



Researchers hired under Programmes Ciência 2007 and 2008 were not considered in the FTE used for calculating these indicators

Patents

Patents 2005-2009

	2005	2006	2007	2008	2009	TOTAL
National Patents (applications)	6	4	12	15	12	49
National Patents (granted)	0	0	4	1	6	11
European Patents (applications)	1	2	2	1	0	6
European Patents (granted)	0	0	0	0	0	0
International Patents (applications)	1	2	2	4	5	14
International Patents (granted)	0	0	0	0	0	0
National Patents Licensed	0	0	0	0	0	0
European Patents Licensed	0	0	0	0	0	0
International Patents Licensed	0	0	3	1	0	4